

Pictures and information to accompany
Sounds of the Kāinga



What's that sound?

What does that word mean?



Haere mai! Welcome to Eardrops!

Listen along and discover the world with us! Every day is an opportunity to find out something new. Who makes this sound? What do we call that noisy machine? There are no limits to the adventures waiting just outside our door. Hoake tātou! Let's go!


The Eardrops audio stories celebrate the sounds and languages of our world. **Sounds of the Kāinga** is crafted to introduce the real world sounds of the home and offer a set of Te Reo Māori words to English speakers. Te Reo Māori is woven throughout as the characters explore and learn about all the sounds around the house.

The Eardrops Company empowers children with fun, quality stories that 'open their ears to the world'. More at eardrops.co.nz.

Who is Eardrop?

Eardrop is a young rabbit who wants to explore the world! Eardrop hears with innocent oversized ears. Children will laugh, sing, and learn alongside Eardrop during **Sounds of the Kāinga**.

.....



Helping children learn with Sounds of the Kāinga

- **Boost language.** Listen to Sounds of the Kāinga together and encourage children to repeat the words they are learning, in both English and Te Reo Māori. Praise and appreciate every effort! (There is a vocabulary list on pages 6 and 7 of this booklet).
- **Lift listening.** Eardrop includes children listening to the story by regularly asking “are you listening with me?” or “can you hear that?” Explain to children that listening is something we all need to learn how to do. Help children focus on each sound. Some are quiet, some are noisy! Play along with the guessing game at the end of the story too - it's a fun challenge!
- **Spot the shapes.** Add a visual element by using the map in this booklet. For young children, point to the pictures as the sounds are introduced within the story. (Download more pictures at eardrops.co.nz).
- **Bounce about.** Nurture imagination by pretending to be the sounds in the story. Do this together - play equals learning!
- **Create moments.** Sounds of the Kāinga introduces over thirty featured sounds. Use these to start conversations - talk about the animals, machines, and events in the story. Laugh and listen together!
- **Play it again.** Children need to be presented with a sound, word or concept many times before it is easily recognized. Play the story often. ‘Learner listeners’ need lots of practice.
- **Belly laughs.** Most of all - have fun with Eardrop!

Want to play a cool game?

Listen to Sounds of the Kāinga and match the sounds you hear to these shapes.

Start here

1

Z

z z

2

3



4



5



6



7



8



9



10



11



12



13




14



15




16





17



18



19



20

21



22

23



24




25



26



27



28



29



30



31

32



Ka pai! Great listening!

The Te Reo Māori words in Sounds of the Kāinga!

Equipment

Karaka / Clock
(**Tekau karaka / Ten o'clock**)
Ngaruiti / Microwave
Maitai / Dishes
Mihini horoi maitai / Dishwasher
Mihini horoi kākahu / Washing machine
Mihini tapahi pāfiti / Lawnmower
Mihini whakamaroke kākahu / Tumble dryer
Mihini whakamaroke makawe / Hairdryer
Mihini whakaranu / Blender
Ngote puehu / Vacuum cleaner
Paraihe / Brush
Paraihe niho / Toothbrush
Pune iti / Teaspoons
(**oko pune iti / hear my teaspoons**)
Puru / Plug
Piana / Piano
Taonga tākaro / Toys
(**aku taonga tākaro / my toys**)
Te tikera / Kettle
Te tāpu / Bath
(**ko te wā tāpu / bath time**)
Waea / Phone
Whakaaraara / Alarm clock

Equipment

Whare / House
Wharepaku / Toilet

Actions

Awhiawhi mai / Cuddles
E ara / Loud
E oho / Wake up
E ngongoro ana / Snoring
E noho / Sit
He (tino) hoihoi! / It's (very) loud!
Horoi / Wash
(**horoi a runga / wash the top**)
(**horoi a raro / wash the bottom**)
Ka mākū / to be wet
Ka maroke / to be dry
Kanikani / Dancing
Ki raro / Up
Ki runga / Down
Kia tahitahia / Sweeping
Kōrorirori / Stir
Mahi / Work
Pāti / Party
Pōhutuhutu / Splash
Tahia / Sweep
Tapahi / Chopping
(**tapahi kāroti / chopping carrots**)
Waiata / Song

Animals & Insects

Kihikihi / Cicadas
Manu / Bird, Birds
Ngeru / Cat, Cats
(**kei te karanga te ngeru / the cat is meowing**)
Rango / Fly
(**rere atu rango / fly away fly**)
(**hōhā / nuisance**)
Rāpeti / Rabbit, Rabbits
Tuatete / Hedgehog

The World & Us

Hari Huritau / Happy Birthday
Hoa / friend
Hōhā / Nuisance
Kāinga / Home
Ko taku rā whānau / It's my birthday
Kuia, Kuikui, Kui / Grandma
(**tōku Kui / my Grandma**)
Mimi / Wees
(**kei te hio mimi ou / I need to go to the toilet**)
Moko / Grandchild
Niho / Teeth
Ringaringa / Hands
Taringa / Ears
Wai / Water
Wera / Hot

Tahi-Rua-Toru-Whā-Rima-Ōno-Whitu-Waru-Iwa-Tekau!

Greetings & Expressions

Āe / Yes
Āe Ra, Āe mārika / Yes indeed!
Auē / Wow
Aii auē! / Goodness Gracious!
Aroha nui / I love you
(ka nui toku aroha mōu, moko! / I love you too my grandchild!)
Ata mārie / Good morning
E / term of address added before nouns and names
Ei! / Hey!
Haere atu / Go away
Haere mai / Come here, come on, welcome
Hei konā (rā) / Goodbye
Hooke tātou / Let's go! (to more than one person)
Hooke tāua / Let's go (to one person)
Hūrō! / Hooray!
Ka pai / Great!
Ka pai tēnā / Allright then
Kia ora / Hi!
Koia / That's right
Ko (Eardrop) tenei / This is (Eardrop)
Kōrero / Speak
Kua rite? / Ready?

Greetings & Expressions

Kua pai / All done, all better
Mai / (used to indicate direction towards the speaker)
Mōrena / Good morning
Nau mai haere mai / Welcome!
Ngā mihi / Thanks
Tēnā koa / Please
Tēnā koe, Tēnā koutou / Hello, Thank you
(Ka) Tika ra! / That's right!
Tika tāu / You're right
Tino pai / Very good

Food & Eating

Hōtiti / Sausages
(hīhīnga hōtiti / sizzling sausages)
Kai / To eat, Food
Kapu tī / Cup of tea
Keke huritau / Birthday cake
Keke kāroti / Carrot cake
Miraka / Milk
Namunamuā, Reka / Yum
Parakuihi / Breakfast
(ko te wā parakuihi / it's breakfast time)
Ti / Tea
Wai Wera / Hot water

Words about Listening

Tangi / Sound
Whakarongo / Listen, Listening
E whakarongo ana koe? / Are you listening with me?
Whakarongo mai / Listen with me
He aha e whai ake nei? / What's next?
He pai ki a au te whakarongo (atu) / I love listening
Whakarongo mō (te whakaaraara) / Listen for (the alarm)
Kei te whakarongo mai koe? / Are you listening?
Nā wai tēnei tangi? / Who makes this sound?
He aha te tangi e whai mai nei? / What sound is next?



The woven flax pattern. Raranga, the art of flax weaving, symbolises unity and whānau, the weaving of children into families, and families into communities. This Eardrops story was woven with respect for Te Reo Māori and love for our children, our national treasure, our future.

Visit eardrops.co.nz for language resources & more of Eardrop's adventures.



Credits

Voice Artists / Eardrop: Naomi Tailalo **Kuikui:** Ngawai Herewini

Eardrops Creator & Producer: Liz Donnelly **Director:** Casey Kaa **Sound Engineer:** Phill Woollams

Translators: Hania Douglas, Junea Silbery **Graphic Design:** Polly Joseph

Eardrop Rāpeti Artwork: Brent Chambers **Theme Composer:** Tom O'Carroll **Director of Sound:** Roger Green

Thanks to Tim Pritchard, Tom Donnelly-Chisholm, Kaya Donnelly, Zoe Donnelly, Kaye & Alan Donnelly, Rachel Daniels, Kane Stanford, Candice Nicol and our 'party kids' of Room 21. Thank you so much!

This story was produced with the help of an AMP Scholarship. Thanks AMP NZ!

Sincere gratitude to everyone who supports Eardrops and New Zealand small businesses. Liz xx