


Pictures and information to accompany  
Eardrop's Journey: Sounds of the Country

eardrops<sup>®</sup>  
journeys

# What's that sound?



## Welcome to Eardrop's Journeys!

### Gentle learning stories that explore our world

To a child, every day is an opportunity to discover something new. There really are no limits to the adventures lying just around the corner or behind the next tree.

Eardrop's Journeys introduce young children to the sounds of our world. These CDs are an easy educational resource you can use to help your child learn everyday language and develop their listening skills.

This booklet provides information for parents and caregivers, along with pictures that accompany the sounds that children will hear on Sounds of the Country.


More extensive resources can be found at [eardrops.co.nz](http://eardrops.co.nz)

The Eardrops Company aims to empower young children by helping them develop their language and listening skills via fun, safe, educationally robust products.

## Who is Eardrop?

Eardrop is a young explorer who wants to discover the world. Like a young child, Eardrop hears with fresh innocent ears. Your child will laugh, question and learn alongside Eardrop during this audio story - Eardrop's Journey: Sounds of the Country.

---



## Sounds of the Country

### Track list

- |    |                 |    |          |
|----|-----------------|----|----------|
| 01 | Eardrop's theme | 16 | Ducks    |
| 02 | Tractor         | 17 | Frogs    |
| 03 | Farmer          | 18 | Mud      |
| 04 | Gate            | 19 | Geese    |
| 05 | Wind            | 20 | Ute      |
| 06 | Birds           | 21 | Cat      |
| 07 | Dog             | 22 | Horse    |
| 08 | Pigs            | 23 | Goat     |
| 09 | Hens            | 24 | Apple    |
| 10 | Rooster         | 25 | Chainsaw |
| 11 | Cows            | 26 | Chopping |
| 12 | Motorbike       | 27 | Raking   |
| 13 | Sheep           | 28 | Bees     |
| 14 | Turkeys         |    |          |
| 15 | Rain            |    |          |



29 Guessing  
game

Want to play a cool game? Listen to the CD  
Eardrop's Journey: Sounds of the Country and  
match the sounds you hear to these shapes.

Start here

1




2



3



4



5



6



7



8



9



10




11



12





Well done! Great listening!

# How do the Eardrop's Journeys CDs work?

**Eardrop's Journey: Sounds of the Country** uses a format created with New Zealand educators to ensure it teaches your child at an appropriate pace.

The Eardrop's Journeys CDs use words at language levels one and two (the early levels where children are building vocabulary) and simple concepts (for example "cows eat grass"). Each sound is heard clearly (with no background noise) and audio cues every ten seconds encourage listeners to keep listening. Over time the child listening to the CD develops a better focus and attention span as well as learning who or what makes each sound.

Thank you for your interest in Eardrop's Journey: Sounds of the Country.

We hope you find it a fun and useful learning tool with a preschooler near you.

## Credits

**Eardrop's Journeys Creator & Producer:** Liz Donnelly (Tom & Kaya's Mum) [liz@eardrops.co.nz](mailto:liz@eardrops.co.nz)

**Director of Sound:** Roger Green (Zac & Willa's Dad)

**Voice Artists:** Eardrop: Daisy Lawless **The Farmer:** Roger Green

**Eardrop Artwork:** Flux Animation **Theme Composer:** Tom O'Carroll **Graphic Design:** Benzine Design

---

**Thanks to:** Kaye & Alan Donnelly, Brendon Petrich, Anna Reid, Richard Poole, Peter Buckton, Trish Albrett, Chris Slater, and Lizzy's whanau and friends. Thank you for all your support.

---

Thanks to all the families who support Eardrop's Journeys and New Zealand small businesses.

## Helping your child learn with Eardrop's Journey: Sounds of the Country

• **To build language.** Listen to Eardrop's Journey: Sounds of the Country alongside your child and encourage them to repeat the name of each sound they are hearing. Praise and appreciate their every effort!

• **To build listening skills.** Explain what listening actually is and gently encourage your child to keep focused for the next sound.

• **Look and listen.** Add a visual element by using the map and pictures in this booklet. Point to the pictures as you hear them on the CD. (Larger pictures can be found at [eardrops.co.nz](http://eardrops.co.nz)).

• **Play while you listen.** In the preschool years, play equals learning. Nurture your child's imagination by play acting some of the animals or machines as you listen to the CD. Children find it very satisfying to pretend and we all know it's more fun if an adult joins in!

• **To build communication.** Take every opportunity to talk with your child. Be a good listener yourself by encouraging your child's attempts to form words and communicate their ideas with you. If you're interested in what they have to say your child will be inspired to try even harder! Try and set aside time each day for 'communication time' where your child does most of the talking.

• **Repeat yourself.** Play the CD often. Learning language and building listening skills takes practice. Children need to be presented with a sound or concept many times before it is easily recognized.

• **Most of all remember to have fun!**

Lots of fun mixed with  
real world sounds –  
Eardrop's Journeys are  
brilliant learning tools  
for young children!

Visit [eardrops.co.nz](http://eardrops.co.nz) for language  
and listening resources & more  
of Eardrop's Journeys

